



Carbon Reduction Plan

Supplier name: Cook Medical, registered Cook (UK) Limited

Publication date: November 14, 2024

Commitment to achieving Net Zero

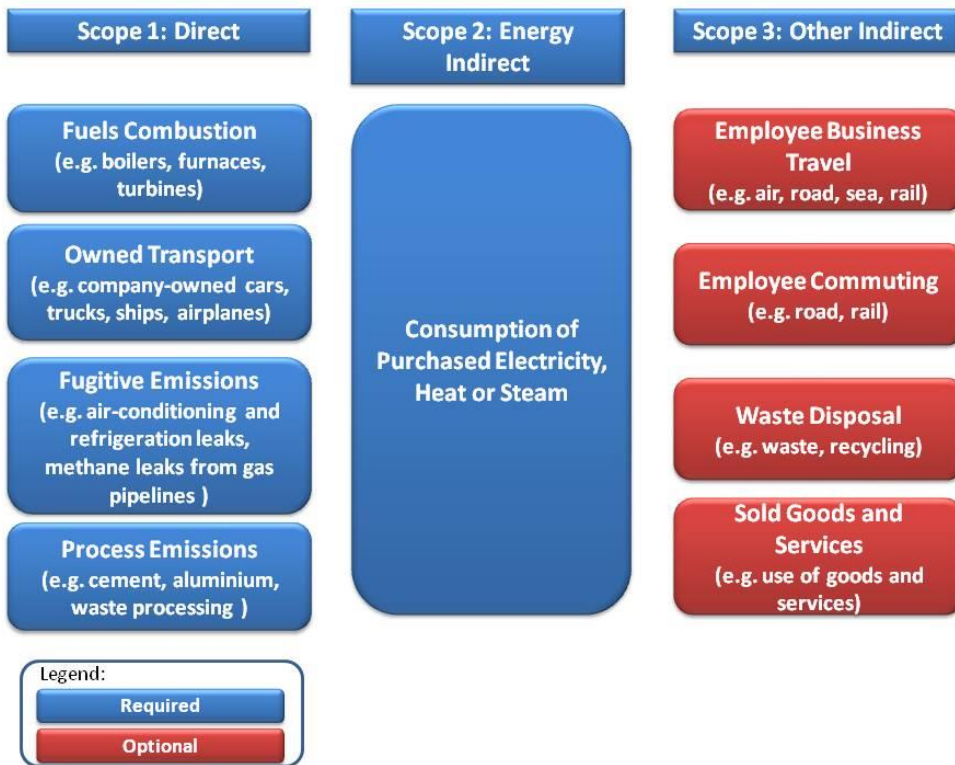
Cook Medical UK is committed to achieving Net Zero emissions by 2050

Baseline Emissions Footprint

Baseline emissions are a record of the greenhouse gases that have been produced in the past and were produced prior to the introduction of any strategies to reduce emissions.

Baseline emissions are the reference point against which emissions reduction can be measured.

Baseline Year: 2022 (01/01/2022 to 31/12/2022)
Additional Details relating to the Baseline Emissions calculations.
<p>This non-financial greenhouse gas emission (GHG) inventory report was compiled on a voluntary basis by Cook Medical Ireland and Accuvio Sustainability Software for the 2022 calendar year for the activities that contribute to carbon emissions for Cook Medical, registered Cook (UK) Limited.</p> <p>2022 is the first time the carbon emissions has been measured and the data will be used as the baseline year for all carbon reporting. 2022 has been selected as a baseline year as the activities through the year are reflective of the Cook UK business post Covid .</p> <p>The Greenhouse Gas Emissions Inventory report will follow good practice guidance principles from the following sources:</p> <p>GHG Protocol by the World Business Council for Sustainable Development (WBCSD) and the World Resources Institute (WRI).</p> <p>ISO 14064 – 1 Essentials Greenhouse Gas Inventories for Organisations.</p> <p>UK’s Department of Environment, Food and Rural Affairs (DEFRA), and Department of Environment and Climate Change’s (DECC) GHG Conversion Factors for Company Reporting</p> <p>In compiling this GHG report the principles of Relevance, Completeness, Accuracy, Transparency and Consistency were always followed.</p>



Each GHG Emission source is calculated separately in the Accuvio software. The original GHG is measured and then shown as a CO2 equivalent (CO2e). To do this a Global Warming Potential (GWP) based on the latest reports is used by the Accuvio software system.

The method employed by the Accuvio (now Diligent) software to calculate this is as follows:

The type of GHG emission source is identified and represented in the software as an “Activity”. This activity is calculated and reported in terms of its CO2e as well as the underlying applicable six Kyoto Greenhouse Gas Emissions in accordance with the ISO 14064 standard and the WRI GHG Protocol; Carbon Dioxide (CO2), Methane (CH4), Nitrous Oxide (N2O), Hydrofluorocarbons (HFC’s), Perfluorocarbons (PFC’s) and Sulphur Hexaflouride (SF6).

The Activity Level (AL) of each emission source is either measured, monitored, or estimated.

The Emission Factor (EF) is used to calculate the emissions caused by the source. This Emission Factor (EF) is drawn from the Accuvio (now Diligent) emissions factor database and is selected by the software for the site of the emissions source based on the location, jurisdiction, and type of industrial process involved.

This is represented in the following formula:

$$E_{ghg} = AL \times EF_{ghg}$$

E_{ghg} are the emissions of the Greenhouse Gas from a source. EF_{ghg} is the emission factor of that gas. This is then expressed in the universal unit of carbon measurement; the Carbon Dioxide Equivalent or CO2-e. This is done by using the Global Warming Potential (GWP) of that gas ie. the degree expressed in Carbon Dioxide to which each GHG contributes to global warming.

This is represented in the following formula:

$$E_{co2e} = E_{ghg} \times GWP_{ghg}$$

The different GHG emissions are then listed and aggregated to give an emissions total.

It is also important to note that in the inventory, figures are rounded up or down to the nearest 2nd decimal point only after each emission type is aggregated. This ensures accuracy.

Baseline year emissions: 2022 (01/01/2022 to 31/12/2022)

EMISSIONS	TOTAL (tCO₂e)
Scope 1	172.79
Scope 2	13.97
Scope 3	<p>Scope 3 total = 519.99</p> <p>Upstream Transport and Distribution – not applicable, no manufacturing or distribution in the UK for this reporting period.</p> <p>Waste – no applicable – no manufacturing site in UK.</p> <p>Business travel – 72.18</p> <p>Employee commuting – not applicable, no manufacturing site in UK.</p> <p>Downstream Transport and Distribution – 447.81 – All Cook products imported in UK to our customers are coming from our European Distribution Center located in Germany either by air or by road.</p>
Total Emissions	706.75

For the 2022 Baseline report, we did update the figures for the Scope 3 emissions. In last year Carbon Reduction Plan (CRP), we only had the data for Business travel (72.18 tonnes). At the time, it was the only data we had. We didn't have yet the data for the Downstream Transport and Distribution. Since, by working with our transport companies, we managed to obtain the data for 2023 but also 2022. These data for 2022 (447.81) were added to last year report and as a consequence, it modified our results for our Baseline year (see above) from 258.94 tonnes to 706.75 tonnes.

Current Emissions Reporting

Reporting year : calendar year 2023 (01/01/2023 to 31/12/2023)

EMISSIONS	TOTAL (tCO₂e)
Scope 1	240.84
Scope 2	14.49
Scope 3	<p>Scope 3 total = 443.04</p> <p>Upstream Transport and Distribution – not applicable, no manufacturing or distribution in the UK for this reporting period.</p> <p>Waste – no applicable – no manufacturing site in UK.</p>

	<p>Business travel – 80.28</p> <p>Employee commuting – not applicable, no manufacturing site in UK.</p> <p>Downstream Transport and Distribution – 358.92 + 3.84 = 362.76 – All Cook products imported in UK to our customers are coming from our European Distribution Center located in Germany either by air or by road. From August 2024, we will be working with a Third Party Logistic (3PL : Movianto). The Cook products will be shipped from our European Distribution Center to Movianto in UK, by road only. Then the Cook product will be distributed by Movianto directly to our customers in UK, by road only. We won't have anymore transportation from Germany to UK by air, everything will be done by road. It will reduce our carbon footprint.</p>
Total Emissions	698.37

Scope 3 (All Other Indirect) Emissions

Business Travel covers all travels undertaken by company employees which are directly relating to business activities. Business Travel does not cover the daily commute of workers to their normal place of work. This would be reported separately under employee commuting.

Cook Medical currently only reports on Business Travel - Air which is making up 100% of their business travel carbon emissions total. As all business travel flights are booked through a central travel agent, the air travel data is readily available. Unlike other forms of business travel such as taxi, rental car, rail, and bus which is purchased by the employee directly, and is reimbursed as a business expense making the transport data more difficult to record.

For the current year 2023, the scope 3 Downstream Transport and Distribution CO2 emissions have been included. It explains the increase of the total CO2 emissions in 2023 compared to 2022. These data were not available last year and couldn't been in the 2022 report, but it has been updated this year.

As explained in the current year report (2023), in October 2024, we will be working with a Third Party Logistic in UK, and as result, all transportation from our European Distribution Centre in Germany to our customers in UK will be done by road only. We will have no more transportation of products to UK by air.

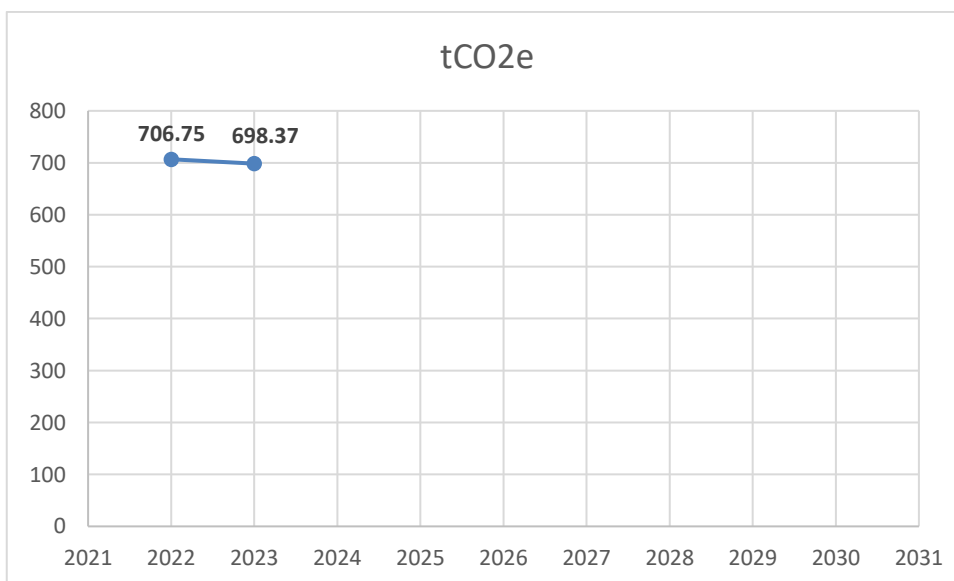


Figure 1 : Carbon Emissions reduction

Emissions reduction targets

In order to continue our progress to achieving Net Zero since the base year 2022, we have adopted the following carbon reduction target.

We project that carbon emissions will decrease by 6% year on year with an estimation of carbon zero by 2050.

As we can see in the figure 1 “Carbon Emissions reduction” (page 4), our carbon emissions only decreased by 1.2 % in 2023 compared to 2022. It is mainly due to our Scope 1 emissions and the way we calculated it. For 2022, we did use an estimation of the mileage done by the employees with their company cars as we didn’t have a formal process in place at this time. We now have a way to gather more accurate data, and we are able to know the quantity of fuel (diesel, petrol, or electricity for Hybrids and EVs cars) used for our company cars. This change of methodology (more accurate) led to an increase in our CO2 emissions from 172.79 tonnes in 2022 to 240.84 tonnes in 2023.

Carbon Reduction Projects

Completed Carbon Reduction Initiatives

Covid has significantly impacted the way we work, and Cook have adopted the use of technology to engage with our customers as well as our co workers via online meetings and video conferencing

Carbon reduction projects have included:

- European manufacturing sites are certified to ISO 14001 Environmental Management Standard
- Move to agile working that has resulted in reduction of company business travel and, especially, commuting.
- Reduced dependency on office space.
- Staff encouraged to use video conferencing where possible.

In the future we hope to implement further measures such as:

- Project in place to have our 16 Cook entities in Europe (including Cook UK Limited) certified ISO 140001 by the end of 2024.
- Launch in 2024 of an updated European Car Policy which will promote the transition to Electric and Hybrid vehicles).
- New Third Party Logistic (MOVIANTO) in 2024 covering all of UK and the end of product transportation by air (road only).
- Transition to zero emission vehicles. All vehicles purchased or leased to be ULEV towards goal of 90% of total fleet low, ultra-low or zero emissions by 2028 and totally net zero by 2030.
- Requiring suppliers to report their carbon footprint data to us to improve the accuracy of carbon measurement and engaging with suppliers to support our net zero goal.
- Active management and reduction of emissions from staff travel. Measures to include a tighter travel policy, switching domestic flights to rail, selecting lower emission flights through new

booking technology and introducing travel carbon budgeting and reporting.

- Deliver further reductions in emissions resulting from commuting to work. Encouragement of staff to use low carbon transport methods such as walking, cycling and public transport as well as a scheme to promote use of low or zero emission cars, including provision of EV charging points.

Declaration and Sign Off

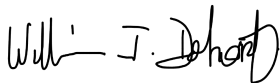
This Carbon Reduction Plan has been completed in accordance with PPN 06/21 and associated guidance and reporting standard for Carbon Reduction Plans.

Emissions have been reported and recorded in accordance with the published reporting standard for Carbon Reduction Plans and the GHG Reporting Protocol corporate standard¹ and uses the appropriate Government emission conversion factors for greenhouse gas company reporting².

Scope 1 and Scope 2 emissions have been reported in accordance with SECR requirements, and the required subset of Scope 3 emissions have been reported in accordance with the published reporting standard for Carbon Reduction Plans and the Corporate Value Chain (Scope 3) Standard³.

This Carbon Reduction Plan has been reviewed and signed off by the board of directors (or equivalent management body).

Signed on behalf of the Supplier:



William J. Doherty

..... Date: 14 Nov 2024

.....
Director

¹ <https://ghgprotocol.org/corporate-standard>

² <https://www.gov.uk/government/collections/government-conversion-factors-for-company-reporting>

³ <https://ghgprotocol.org/standards/scope-3-standard>